

लेखा विवरण

(दोहरी लेखा प्रणाली के आधार पर)

STATEMENT OF ACCOUNTS

(BASED ON DOUBLE ENTRY SYSTEM)

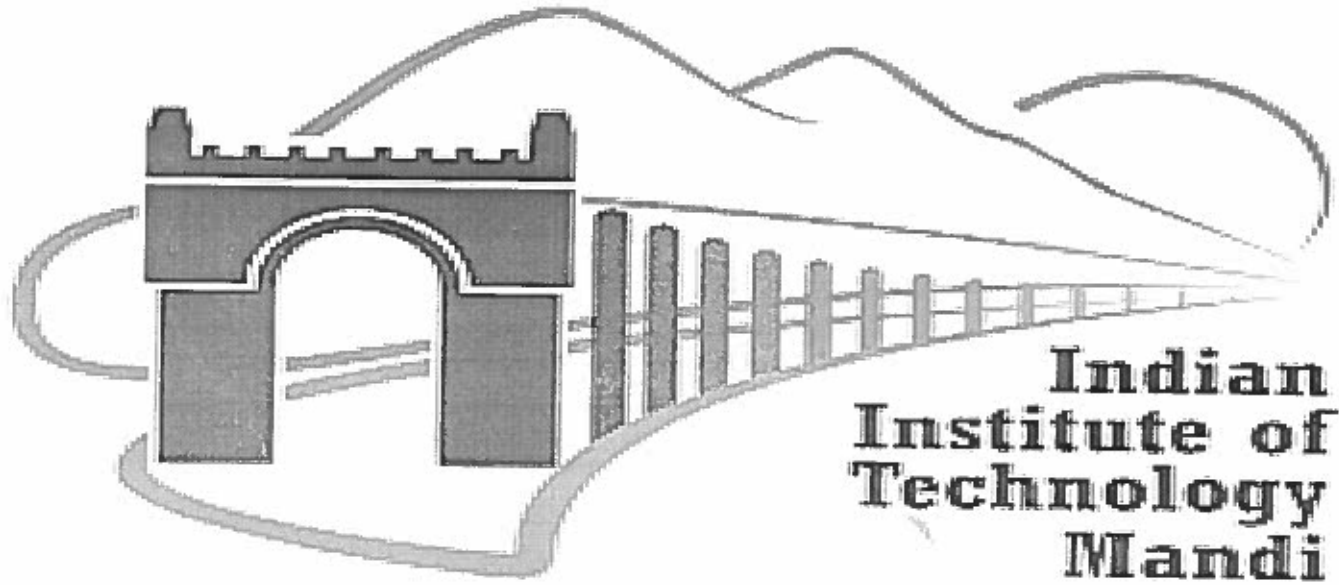


भारतीय प्रौद्योगिकी संस्थान मण्डी,
INDIAN INSTITUTE OF TECHNOLOGY MANDI

कमांड, मंडी-175005 (हि.प्र.) / Kamand, Mandi - 175005 (H.P.)

2017-18

STATEMENTS OF ACCOUNTS



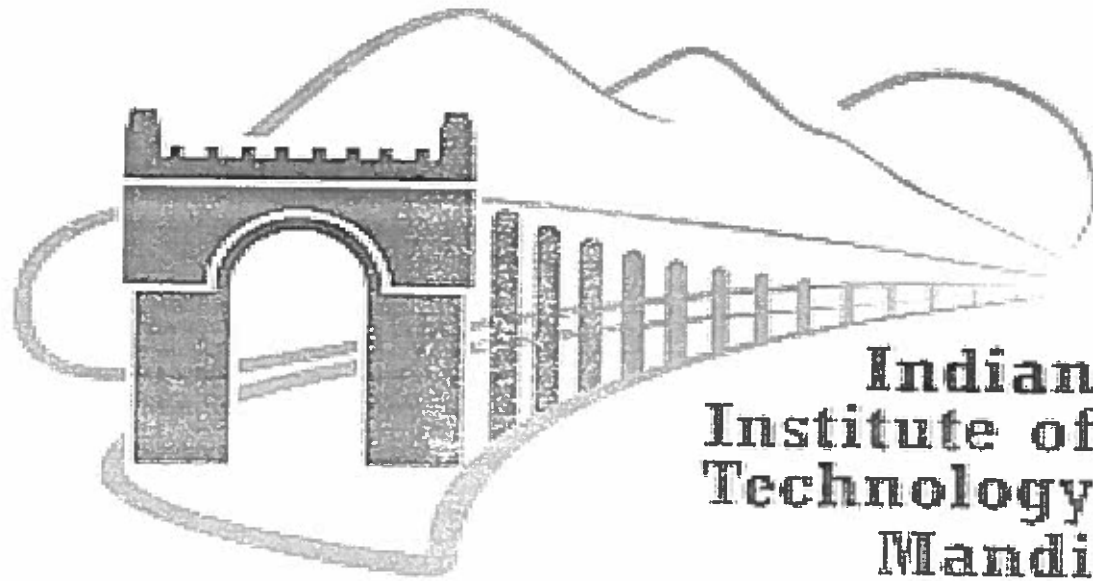
**Indian
Institute of
Technology
Mandi**

FINANCIAL YEAR 2017-18

**INDIAN INSTITUTE OF TECHNOLOGY MANDI, KAMAND
HIMACHAL PRADESH**

INDEX

Sr. No.	Particulars	Page
1	Balance Sheet and Schedules	
2	Income & Expenditure Account and Schedules	
3	Receipt and Payment Account	
4	Significant Accounting Policies and Notes on Accounts	



**Indian
Institute of
Technology
Mandi**


**BALANCE SHEET
AS AT
31ST March, 2018**

INDIAN INSTITUTE OF TECHNOLOGY MANDI
KAMAND, MANDI H.P. - 175005
BALANCE SHEET AS AT 31ST MARCH, 2018

A SOURCES OF FUNDS		SCHEDULE	Amount (₹)	
			CURRENT YEAR	PREVIOUS YEAR
CORPUS/ CAPITAL FUND		I	8,40,81,04,351	5,56,68,50,253
DESIGNATED / EARMARKED/ ENDOWMENT FUNDS		II	29,35,31,403	17,65,41,082
CURRENT LIABILITIES & PROVISIONS		III	34,63,28,370	26,99,49,934
TOTAL			9,04,79,64,124	6,01,33,41,269
B APPLICATION OF FUNDS				
FIXED ASSETS		IV		
Tangible Assets			5,56,55,85,429	3,81,08,49,775
Intangible Assets			9,56,56,789	6,35,15,966
INVESTMENTS FROM EARMARKED/ ENDOWMENT FUNDS		V		
Long Term			18,81,44,280	12,55,20,489
Short Term			17,96,24,614	11,95,10,872
CURRENT ASSETS		VI	1,28,11,60,613	34,31,54,371
LOANS, ADVANCES & DEPOSITS		VII	1,73,29,92,399	1,54,53,89,796
MISC EXPENDITURE NOT W/OFF			48,00,000	54,00,000
TOTAL			9,04,79,64,124	6,01,33,41,269
SIGNIFICANT ACCOUNTING POLICIES		XX		
CONTINGENT LIABILITIES AND NOTES TO ACCOUNTS				


(S.K. SONI)
F.C.A / DISA [ICAI]
INTERNAL AUDITOR

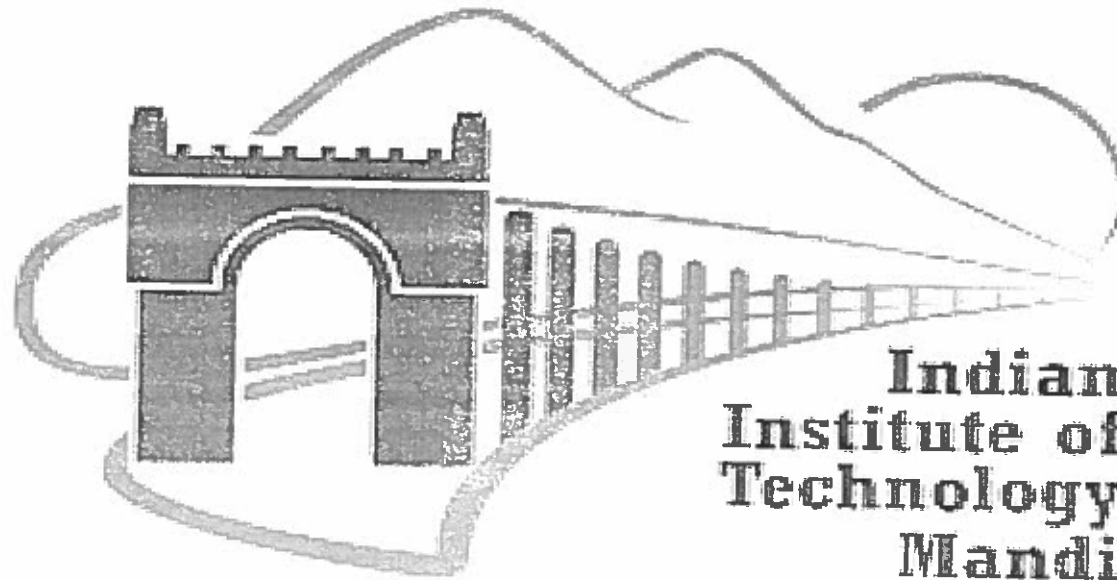

C.L. SHARMA
AR, (Audit & Accounts)


(J.R. SHARMA)
Finance & Accounts Officer


(Dr. V.S. CHAUHAN)
Dean (F&A)


Chairman
Board of Governors


(Prof. T.A. GONSALVES)
Director



**Indian
Institute of
Technology
Mandi**

INCOME AND EXPENDITURE ACCOUNTS


FOR


THE FINANCIAL YEAR, 2017-18

INDIAN INSTITUTE OF TECHNOLOGY MANDI
KAMAND, MANDI H.P. - 175005
INCOME AND EXPENDITURE ACCOUNT FOR THE YEAR ENDING 31.03.2018


PARTICULARS	SCHEDULE	Amount (₹)	
		CURRENT YEAR	PREVIOUS YEAR
INCOME			
Academic Receipts	VIII	60,39,952	58,62,364
Grants & Donations	IX	44,59,25,000	47,57,60,000
Income from investments Including Interest	X	3,24,84,158	1,84,64,188
Other Incomes	XI	1,73,86,511	1,21,78,606
TOTAL		50,18,35,621	51,22,65,158
EXPENDITURE			
Staff Payments & Benefits (Establishment Expenses)	XII	36,40,25,638	22,77,58,687
Academic Expenses	XIII	11,62,57,308	9,58,86,924
Administrative and General Expenses	XIV	5,67,14,245	5,06,41,387
Transportation Expenses	XV	1,49,13,054	1,13,38,220
Repairs & maintenance	XVI	1,74,66,586	1,52,88,367
Finance costs	XVII	1,65,964	1,74,766
Depreciation	IV	27,22,90,636	23,60,49,799
Other Expenses	XVIII	-	-
Prior Period Expenses	XIX	-	2,00,000
Misc Expenditure Written Off		6,00,000	6,00,000
TOTAL		84,24,32,431	63,79,38,150
Excess of Expenditure over income		(34,05,97,810)	(12,56,72,992)
Transfer to CAPITAL Fund		(32,26,70,554)	(11,38,06,236)
Transfer to SRIC fund		(1,79,27,256)	(1,18,66,756)


(S.K. SONI)
F.C.A / DISA (ICAI)
Internal Auditor


(Dr. V.S. CHAUHAN)
Dean (F&A)


(C.L. SHARMA)
AR, (Audit & Accounts)


Chairman
Board of Governors


(J.R. SHARMA)
Finance & Accounts Officer


(Prof. T.A. GONSALVES)
Director

SCHEDULES FORMING PART OF BALANCE SHEET

SCHEDULE - I CAPITAL FUND

PARTICULARS	Amount (₹)	
	CURRENT YEAR	PREVIOUS YEAR
Balance at the beginning of the year	5,56,68,50,253	4,21,10,55,656
Excess of Expenditure over Income transferred from the Income & Expenditure		
Add: Account	(32,26,70,554)	(11,38,06,236)
Less : Amount transferred to Corpus Fund		-
Amount transferred to Donation Fund		-
Amount transferred to SRIC Fund:- During the Year	2,02,00,349	1,33,89,167
Amount Transferred to IIT Catalyst	-	50,00,000
TOTAL	8,40,81,04,351	5,56,68,50,253

(..) / 76.85
 702.102

SCHEDULE II- DESIGNATED / EARMERKED/ ENDOWMENT FUNDS

Amount (₹)

FUND WISE BREAK UP							
	CORPUS FUND	SRIC FUND	DONATION	Sh. G.R. Bala Sundram	Rani Gonsalves Memorial	CURRENT YEAR	PREVIOUS YEAR
A.							
1 Opening balance of the funds	12,61,69,892	4,95,43,317	4,85,340	1,34,111	2,08,422	17,65,41,082	10,02,20,787
2 Additions during the year	-	2,04,49,494	5,29,900	-	-	2,09,79,394	6,20,62,913
a) Tution Fee	4,69,60,795	-	-	-	-	4,69,60,795	-
b) Overhead	1,18,94,318	-	-	-	-	1,18,94,318	-
c) Other	-	-	-	-	-	-	-
3 Income from investments made of the funds	-	-	-	-	-	-	64,70,915
4 Accrued interest on investments of the funds	-	-	-	-	-	-	40,64,887
5 Interest on Savings Bank a/c	32,67,506	37,08,668	19,375	5,723	8,528	70,09,800	18,601
6 Received From Capital Fund	-	-	-	-	-	-	1,57,14,479
7 Assets purchased out of Sponsored Project ,Where the ownershi west with IIT	-	4,80,73,270	-	-	-	4,80,73,270	-
8 Donation Received	-	-	-	-	-	-	-
TOTAL (A)	18,82,92,511	12,17,74,749	10,34,615	1,39,834	2,16,950	31,14,58,659	18,85,52,582
B.							
Utilisation /Expenditure towards objectives of Funds							
i. Capital Expenditure	-	-	-	-	-	-	1,44,744
ii. Revenue Expenditure	-	-	-	-	-	-	-
Less : Deficit transferred from the Income & expenditure Account	-	(1,79,27,256)	-	-	-	(1,79,27,256)	(1,18,66,756)
Excess amount shown in the account now transferred to capital Fund	-	-	-	-	-	-	-
Less : capital Fund	-	-	-	-	-	-	-
Total (B)	-	1,79,27,256	-	-	-	1,79,27,256	1,20,11,500
Closing balance at the year end (A-B)	18,82,92,511	10,38,47,493	10,34,615	1,39,834	2,16,950	29,35,31,403	17,65,41,082
Represented by:-							
Cash and Bank Balance	10,01,748	17,80,81,543	10,34,615	1,39,834	2,16,950	18,04,74,690	5,00,28,657
Investments(Net)	18,72,87,322	(7,42,34,050)	-	-	-	11,30,53,272	12,24,47,538
Interest accrued but not due	-	-	-	-	-	-	40,64,887
Other	3,441	-	-	-	-	3,441	-
Total (A+B)	18,82,92,511	10,38,47,493	10,34,615	1,39,834	2,16,950	29,35,31,403	17,65,41,082

SCHEDULE III - CURRENT LIABILITIES & PROVISIONS

PARTICULARS	Amount (₹)	
	CURRENT YEAR	PREVIOUS YEAR
A. CURRENT LIABILITIES		
1 Deposits from staff		
2 Deposits from students	43,24,000	46,64,000
3 Sundry Creditors		
a) For Goods & Services	6,88,47,157	6,33,87,552
b) Others	74,62,845	1,64,000
4 Deposit- Others (including EMD, Security Deposit)	3,38,00,858	2,90,39,912
5 Statutory Liabilities (GPF,TDS,WC TAX, CPF,GIS,NPS) :	81,55,734	53,42,174
6 Other Current Liabilities		
a) Salaries	1,28,48,250	1,10,40,903
c) Other liabilities(SRIC)	1,01,86,194	88,39,457
d) Fees Received in advance	56,35,183	44,71,317
e) Unutilised Grant in Aid (SRIC)	13,23,55,253	10,58,20,395
TOTAL (A)	28,36,15,474	23,27,69,710
B. PROVISIONS		
1 For Expenses	1,63,32,397	1,04,59,469
2 Gratuity	1,70,67,671	88,55,522
4 Accumulated Leave Encashment	2,93,12,828	1,78,65,233
TOTAL (B)	6,27,12,896	3,71,80,224
TOTAL (A+B)	34,63,28,370	26,99,49,934

SCHEDULE IV - Fixed Assets

PART A

SR.NO.	PARTICULARS	GROSS BLOCK				DEPRECIATION				NET BLOCK		Amount (₹)
		OPENING BALANCE	ADDITIONS	DEDUCTIONS	CLOSING BALANCE	OPENING BALANCE	FOR THE YEAR	DEDUCTION/ADJUSTMENTS	TOTAL	CURRENT YEAR	PREVIOUS YEAR	
A	TANGIBLE ASSETS											
1	Land	1										1
2	Site Development	11,22,537	15,17,207	-	26,39,744							11,22,537
3	Buildings	1,57,81,59,529	15,39,17,700	-	1,73,20,77,229	12,53,01,020	8,00,02,315	-	20,53,03,335	1,52,67,73,894		1,45,28,58,509
4	Roads & Bridges	39,89,041		-	39,89,041	2,86,246	1,85,130	-	4,71,385	35,17,656		37,02,795
5	Tabewells & Water Supply	29,70,040	2,61,215	-	32,31,255	11,79,031	2,94,688	-	14,73,719	17,57,536		17,91,009
6	Sewerage & Drainage	41,87,273	7,59,413	-	49,46,686	1,82,284	2,19,235	-	4,01,519	45,45,167		40,04,989
7	Electrical Installation and equip	1,39,53,296	81,43,282	13,200	2,20,83,378	49,31,507	23,13,160	3,663	72,41,004	1,48,42,374		90,21,789
8	Solar Light and Fittings	7,38,278	2,15,000	-	9,53,278	4,83,582	1,18,004	-	6,01,586	3,51,692		2,54,696
9	Virtual Class room	55,57,841		-	55,57,841	31,11,327	3,66,978	-	34,78,305	20,79,536		24,46,514
	Machinery	40,22,74,469	66,56,411	-	40,89,30,880	16,97,13,272	7,06,527	-	17,04,19,799	23,85,11,081		23,25,61,197
10	Scientific & Laboratory Equipme	47,91,05,614	16,10,03,051	-	64,01,08,665	9,52,47,763	11,33,02,004	-	20,85,49,767	43,15,58,898		38,38,57,851
11	Office Equipment	1,54,50,452	15,16,019	-	1,69,66,471	68,70,739	14,49,494	-	83,20,233	86,46,238		85,79,713
12	Audio Visual Equipment	32,38,812	15,36,026	23,800	47,51,038	5,85,071	5,50,031	7,894	11,27,208	36,23,830		26,53,741
13	Computers & Peripherals	6,98,55,042	1,20,43,892	4,13,620	8,14,85,314	5,45,53,439	95,10,222	3,40,469	6,37,23,192	1,77,62,122		1,53,01,603
14	Furniture, Fixtures & Fittings	7,06,26,163	2,76,62,004	37,765	9,82,50,402	2,05,46,063	73,63,092	8,875	2,79,00,280	7,03,50,122		5,00,80,100
15	Vehicles	8,23,856	3,57,001	-	12,10,857	4,04,403	1,20,970	-	5,25,373	6,85,484		4,19,453
16	Lib. Books & Scientific Journals	4,12,12,146	48,00,967	-	4,60,13,113	3,59,50,083	37,32,542	-	3,96,82,625	63,30,488		52,62,063
17	Small Value Assets	79,68,890	13,15,902	-	92,84,792	21,99,317	10,56,277	-	32,55,594	60,29,198		57,69,573
	TOTAL	2,70,12,33,280	38,17,35,090	4,88,385	3,08,24,79,985	52,15,45,147	22,12,90,678	3,60,901	74,24,74,924	2,34,00,05,061	2,17,96,88,133	
B	CAPITAL WORK IN PROGRESS	1,61,05,65,980	1,73,54,69,906	18,16,27,186	3,16,44,08,700					3,16,44,08,700	1,61,05,65,980	
C	INTANGIBLE ASSETS											
1	Computer Software	1,55,97,302	25,14,448	-	1,81,11,750	85,15,845	35,46,104	-	1,20,61,949	60,49,801		70,81,457
2	E.Journals	13,09,98,671	8,71,65,370	-	19,81,64,041	7,46,29,618	3,60,24,848	-	11,06,54,466	8,75,09,575		5,63,69,053
	TOTAL	14,65,95,973	6,96,79,818	-	21,62,75,791	8,31,45,463	3,95,70,952	-	12,27,16,415	9,35,59,376	6,34,50,510	
	TOTAL (A+B+C)	4,45,83,95,233	2,18,68,84,814	18,21,15,571	6,46,31,64,476	60,46,90,610	26,08,61,630	3,60,901	86,51,91,339	5,59,79,73,137	3,85,37,04,623	

PART B

SR.NO.	PARTICULARS	GROSS BLOCK				DEPRECIATION				NET BLOCK		Amount (₹)
		OPENING BALANCE	ADDITIONS	DEDUCTIONS	CLOSING BALANCE	OPENING BALANCE	FOR THE YEAR	DEDUCTION/ADJUSTMENTS	TOTAL	CURRENT YEAR	PREVIOUS YEAR	
1	Plants Machinery	1,90,22,092	1,62,68,279	-	3,52,90,371	30,55,958	39,98,250	-	70,54,208	2,82,36,163		1,59,06,134
2	Scientific & Laboratory Equipme											
3	Office Equipment	16,06,223	2,85,48,721	-	3,01,54,944	1,75,796	40,30,118	-	42,05,914	2,59,49,030		14,30,427
4	Audio Visual Equipment		3,91,816	-	3,91,816		40,111	-	40,111	3,51,705		
5	Computers & Peripherals	66,69,499	49,70,315	46,350	1,99,93,464	35,27,192	26,03,517	23,639	61,07,070	48,86,394		25,42,307
6	Furniture, Fixtures & Fittings	3,55,195	3,80,416	-	7,35,611	3,366	56,587	-	90,953	6,44,658		3,20,829
7	Small Value Items	38,668	1,36,587	-	1,75,255	3,222	19,125	-	22,347	1,52,908		35,446
	TOTAL	2,70,91,677	5,06,96,134	46,350	7,77,41,461	67,96,534	1,07,47,708	23,639	1,75,20,603	6,02,20,858	2,02,95,143	
B	CAPITAL WORK IN PROGRESS	3,73,635	11,92,819		15,66,454					15,66,454	3,73,635	
C	INTANGIBLE ASSETS											
1	Computer Software	3,83,385	20,97,413	-	24,80,798	3,17,730	6,81,298	-	9,99,028	14,81,770		65,655
	TOTAL	3,83,385	20,97,413	-	24,80,798	3,17,730	6,81,298	-	9,99,028	14,81,770	65,655	
	TOTAL (A+B+C)	2,78,48,697	5,39,86,366	46,350	8,17,88,713	71,14,264	1,14,29,006	23,639	1,85,19,631	6,32,69,082	2,07,34,433	
	GRAND TOTAL (PART A & PART B)	4,48,62,43,930	2,24,08,71,180	18,21,61,921	6,54,49,53,189	61,18,04,874	27,22,90,636	3,84,540	88,37,10,970	5,66,12,42,219	3,87,44,39,056	

SCHEDULE V - INVESTMENTS

				Amount (₹)
INVESTMENTS FROM EARMARKED/ ENDOWMENT FUNDS				
SR.NO.	PARTICULARS	CURRENT YEAR	PREVIOUS YEAR	
1	Term Deposits with Banks	18,81,44,280	12,55,20,489	
2	Saving Accounts	17,96,24,614	11,95,10,872	
TOTAL		36,77,68,894	24,50,31,361	
INVESTMENTS IN TERM DEPOSITS				
1	Corpus Fund	18,72,87,322	12,46,92,616	
2	G.R. Bala Sunderam Fund	1,39,834	1,34,111	
3	Rani Gonselves Memorial Endowment Fund	2,16,950	2,08,422	
4	Donation	5,00,174	4,85,340	
TOTAL		18,81,44,280	12,55,20,489	
SAVING BANK ACCOUNTS				
1	SBI Corpus Fund A/c	10,08,630	9,91,936	
2	SBI Donation Account	5,34,441	4,85,340	
3	PNB SRIC A/c	17,80,81,543	11,80,33,596	
TOTAL		17,96,24,614	11,95,10,872	

SCHEDULE VI - CURRENT ASSETS			
SR.NO.	PARTICULARS	Amount (₹)	
		CURRENT YEAR	PREVIOUS YEAR
1	STOCK		
	a) Laboratory Chemicals, Consumables and Glass Ware	20,00,000	25,29,309
	b) Stationery in hand	19,510	20,303
	b) Building Material		-
2	CASH BALANCE & BANK BALANCE		
	a) - With Scheduled Banks (in Saving Bank Accounts)	1,19,91,41,103	34,06,04,759
3	Grant -in transit	8,00,00,000	
	TOTAL	1,28,11,60,613	34,31,54,371

DETAILS OF SAVING BANK ACCOUNT			
			Amount (₹)
SR.NO.	SAVINGS BANK ACCOUNT	CURRENT YEAR	PREVIOUS YEAR
1	PNB FLC Account	27,09,07,924	8,40,57,454
2	SBI Mandi Fee Collection Account	6,31,472	92,954
3	SBI Mandi Main Account	89,73,97,936	15,23,86,142
4	IIT Mandi SBI FLC Account	2,78,40,124	10,40,68,209
5	IIT MANDI JEE CELL SBI	23,63,647	-
TOTAL		1,19,91,41,103	34,06,04,759

SCHEDULE VII - LOANS, ADVANCES & DEPOSITS			
SR.NO.	PARTICULARS	Amount (₹)	
		CURRENT YEAR	PREVIOUS YEAR
1	Advances to employees: (Non -interest bearing)		
	a) Festival	6,750	10,800
2	Advances and other amounts recoverable in cash or in kind or for value to be received:		
	a) On Capital Accounts		
	b) to suppliers	1,72,36,71,721	1,53,19,19,336
	c) Others	8,44,891	54,77,030
3	Prepaid Expenses		
	a) Insurance	1,44,112	1,12,186
	b) Other expenses	29,58,743	17,86,253
4	Deposits		
	a) Telephone	42,010	58,154
	b) Electricity	3,400	3,400
	c) Interest on security from HPSSEB	25,133	25,133
	d) DFO Mandi	4,053	4,053
	e) EMD CDA Secunderabad	90,000	90,000
	f) IOC	49,900	49,900
5	Other - Current assets receivable from UGC/Sponsored projects		
	a) Debit balances in Sponsored Fellowship & Scholarship	25,63,712	25,25,181
	b) Other receivables	25,87,974	33,28,370
	TOTAL	1,73,29,92,399	1,54,53,89,796

SCHEDULE VIII - ACADEMIC RECEIPTS

SR.NO.	PARTICULARS	Amount (₹)	
		CURRENT YEAR	PREVIOUS YEAR
A	ACADEMIC		
1	Tuition fee		
2	Admission fee	65,872	60,320
3	Alumni Fee	4,94,040	4,52,400
4	Benevolent Fund	49,404	45,240
5	Bhawan Fund	65,872	60,320
6	Extra Curricular Activity	16,08,660	16,07,600
7	Fee Refund Processing Charges	20,980	9,000
8	Grade Card Fee	49,404	45,240
9	Industrial Tour	1,47,000	1,50,000
10	Library Late Fine	2,59,004	2,11,374
11	Registration Fee	3,21,296	3,25,000
12	Student Welfare fund	1,64,680	1,50,800
	TOTAL	32,46,212	31,17,294
B	EXAMINATIONS		
1	Annual Examination fee	5,62,268	5,68,540
	TOTAL	5,62,268	5,68,540
C	OTHERS FEES		
1	Identity card fee	16,468	15,080
2	Internet Fee	9,75,800	9,56,000
3	Medical fee	4,77,492	4,82,280
4	Medical Insurance Premium	7,61,712	7,23,170
	TOTAL	22,31,472	21,76,530
	TOTAL (A+B+C)	60,39,952	58,62,364

SCHEDULE IX - GRANTS / SUBSIDIES

PARTICULARS	Amount (₹)	
	CURRENT YEAR	PREVIOUS YEAR
Receipts during the year	44,59,25,000	47,57,60,000
Less: Utilised for Capital expenditure		-
Less: utilized for Revenue Expenditure		-
TOTAL	44,59,25,000	47,57,60,000

SCHEDULE X - INCOME FROM INVESTMENTS (Inc. Interest)		
PARTICULARS	Amount (₹)	
	CURRENT YEAR	PREVIOUS YEAR
Interest Received from PNB FLC	14,72,377	62,92,308
Interest Received from SBI FLC	26,21,056	-
Interest Received from SBI Jee Cell	52,534	-
Interest Received from SBI Fee Collection A/c	4,99,830	84,462
Interest Received from SBI Main A/c	2,78,38,361	1,20,87,418
TOTAL	3,24,84,158	1,84,64,188

SCHEDULE XI - OTHER INCOME			Amount (₹)
SR.NO.	PARTICULARS	CURRENT YEAR	PREVIOUS YEAR
A	Income from Land & Building		
1	Hostel Room Rent	55,60,780	41,45,503
2	Electricity & Water Charges Recovered	45,50,087	37,50,583
	TOTAL	1,01,10,867	78,96,086
B	Others		
1	Application Fee Recruitment	1,64,000	2,200
2	Half Pay Leave	54,208	35,352
3	Leave Recovery	-	1,67,728
4	Licence Fee House	8,85,070	5,59,672
5	Mess/Guest Receipts	22,50,508	5,13,500
6	Misc.Receipts	3,99,392	1,41,597
7	Rent	2,81,493	2,57,048
8	Tender Fee Receipts	2,63,000	2,11,000
9	Vehicle Use	1,128	-
10	Other	-	32,463
11	Excess Provision of Expenses written back	4,75,984	2,56,877
12	Penalty/Fine etc	11,42,653	9,97,911
13	Profit on sale of Fixed Assets	-	1,644
14	RTI Fee Received	513	760
17	Sale of Scrap	14,025	47,600
19	Souvenir Income	-	25,020
20	Income from Consultancy(SRIC)	13,43,462	10,32,148
21	Misc.Receipts (SRIC)	208	-
	TOTAL	72,75,644	42,82,520
	TOTAL (A+B)	1,73,86,511	1,21,78,606

SCHEDULE XII - STAFF PAYMENTS & BENEFITS (Establishment Expenses)			
		Amount (₹)	
SR.NO.	PARTICULARS	CURRENT YEAR	PREVIOUS YEAR
	Salaries and Wages	22,22,17,780	15,09,73,660
	Contribution to Provident Fund	36,028	50,560
	Children Education Allowance	12,46,230	7,61,411
	Creche Expenses	27,691	9,497
	Earned Leave Encashment	1,31,574	4,29,085
	Staff/ Students Amenities - Others	7,914	7,760
	Honorarium Paid	23,77,938	25,74,164
	Honorarium/special Pay	67,728	39,200
	Interiem Relief	1,92,580	-
	House Keeping Services	1,34,31,025	77,70,962
	LTC (Leave Travel Concession)	37,20,781	21,70,789
	Medicals Exp - Dispensary	24,59,071	12,99,260
	Medical Staff	47,98,047	21,44,333
	NPS(Employer's Contribution)	1,80,61,566	1,11,53,954
	Relocation Allowance	3,43,108	4,45,853
	Tradesmen/Manpower Services - Outsource	6,83,32,111	3,24,79,992
	Provision for retirement benefits	1,96,59,744	92,38,565
	Salaries and Wages(SRIC)	53,49,142	55,58,274
	Leave Salary & Pension Contribution	15,65,580	6,51,368
	TOTAL	36,40,25,638	22,77,58,687

SCHEDULE XII-A EMPLOYEES RETIREMENT AND TERMINAL BENEFITS			
			Amount (₹)
PARTICULARS	GRATUITY	LEAVE ENCASHMENT	TOTAL
Opening Balance as on 01.04.2017	8855522	17865233	26720755
Provision to be made in the Current Year	8212149	11447595	19659744
TOTAL	17067671	29312828	46380499

SCHEDULE XIII - ACADEMIC EXPENSES			
SR.NO.	PARTICULARS	Amount (₹)	
		CURRENT YEAR	PREVIOUS YEAR
1	Extra Curricular Activities Expenses	16,76,702	19,03,214
2	Faculty Research Expenses	98,16,851	72,66,095
3	Professional Development Allowances	51,17,731	56,72,041
4	SWIP Expenses	4,63,518	4,39,209
5	Academica Industry Interaction Conclave Exp.	-	36,823
6	Contingency Post DOC Fellow	69,500	44,901
7	Convocation Expenses	13,99,736	14,42,607
8	Design & Practicum Expenses	6,51,674	5,27,403
9	Laboratory & Chemical Expenses	1,20,77,216	59,72,320
10	MCM For Campus School	6,27,300	-
11	Foundation Day Expenditure	2,57,720	2,37,604
12	Hostel Mess Expenses	2,66,828	3,11,144
13	Hiking and Travelling Expenses	1,27,430	-
14	Institute Colloquium Expenses	25,320	55,866
15	Interest on Education Loan	61,563	61,563
16	ISTP Course Expenses	99,403	1,98,985
17	Material Course Expenses	-	39,628
18	Research Fair Anushandhan17	-	72,788
19	Student Welfare Expenses	28,92,432	28,22,390
20	International Conference Expenses Research	40,91,444	-
21	Field Work/ Participation in conferences	-	13,04,210
22	Scholarship and Stipend	6,57,45,950	5,81,00,000
23	Sports Emimity Expenses	15,37,573	-
24	Tools And Equipments expenses	17,54,584	-
25	Thesis Grant Exps	13,30,119	5,89,952
26	Medical Insurance Premium Students-Exp	3,20,614	3,47,406
27	Medical Students	1,91,433	1,08,756
28	MTP Course Exps	90,181	32,247
29	Placement Cell Exp	41,639	1,08,736
30	SAE India Expenses	1,40,773	2,45,921
31	Subscription and Registration expenses	2,97,962	-
32	Vehicle Insurance	7,420	-
33	Study Tour	-	1,38,460
34	Subscription E-Books& E-Journals	22,81,091	51,07,261
35	Work Shop/Short Term Course Etc	3,95,853	3,39,945
36	Aveshkar 2017 Expenses	73,518	-
37	ANUSANDHAN 2018	1,25,541	-
39	IIT Step Program Expenses	50,644	-
40	Lab Consumables and Contingency (SRIC)	21,50,035	23,59,449
41		-	-
	TOTAL	11,62,57,308	9,58,86,924

SCHEDULE XIV - ADMINISTRATIVE AND GENERAL EXPENSES

SR.NO.	PARTICULARS	Amount (₹)	
		CURRENT YEAR	PREVIOUS YEAR
A	Infrastructure		
1	Electricity and power	20409288	1,64,70,610
2	Water charges	668644	2,06,316
3	Rent, Rates and Taxes (Including Property Tax)		88,751
	TOTAL	2,10,77,932	1,67,65,677
B	Communication		
1	Postage & Telegram Expenses	221973	2,15,981
2	Telephone and Internet Charges	6640976	22,84,301
	TOTAL	68,62,949	25,00,282
C	Others	28773364.24	3,13,75,428
	TOTAL	2,87,73,364	3,13,75,428
	TOTAL (A+B+C)	5,67,14,245	5,06,41,387

C. Others			
SR. NO.	PARTICULARS	Amount (₹)	
		Current Year	Previous Year
1	Printing and Stationery (consumption)	24,39,897	22,89,042
2	Traveling and Conveyance Expenses	1,06,52,823	97,45,821
3	Travelling Expenses (SRIC)	3,27,971	2,17,759
4	Accomodation&Meal Charges Etc	13,28,900	8,67,478
5	Advertisement	12,41,404	16,37,422
6	Annual Maintaince Charges	15,82,534	11,94,174
7	Audit Fee (CAG)	50,000	2,25,143
8	Botanical Garden Establishment Exp		6,400
9	Childern Park Expenses		
10	Computerization & Computer Support	25,30,417	24,57,489
11	Digital Map of Compensatory Afforestation of IIT M	72,995	
12	Exhibition Expenses	7,000	6,525
13	Forein Currency Flucatuation	6,25,527	7,41,687
14	Institutional Membership	30,638	2,43,193
15	Inter IIT Sports Meet Exps- Staff	7,71,634	4,40,283
16			35,47,124
17	Guest House Expnese	14,58,422	35,223
18	Hindi Cell Expenses	32,620	27,270
19	IIT Council Expenses	11,00,000	
20	Honorarium		
21	Legal and Professional Fee	3,93,649	3,76,246
22	Meeting Expenses	15,20,118	14,87,767
23	Membership/conference Etc	1,14,947	73,384
24	Republic Day/Independence Day Celebration Expenses		57,352
25	Misc Expenses	6,881	2,507
26	Newspaper , Maqazine Etc	1,19,953	1,21,010
27	Operational Exp Takshila School	19,93,500	52,45,586
28	Technical Workshop ON GSTand GFR	40,120	-
29	Loss on Sale Of Assets	-	63,292
30	Souvenir Expenses	1,31,414	43,627
31	Prize/ Awards Etc		22,624
33	Enviorement Consent Fee	2,00,000	2,00,000
	Total	2,87,73,364	3,13,75,428

SCHEDULE XV - TRANSPORTATION EXPENSES

SR.NO.	PARTICULARS	Amount (₹)	
		CURRENT YEAR	PREVIOUS YEAR
1	Vehicles (Owned by Educational Institution)	49,673.00	89,774
2	Vehicles Taken on Rent/ Lease	1,48,63,381.00	1,12,48,446
	TOTAL	1,49,13,054	1,13,38,220

SCHEDULE XVI - REPAIRS & MAINTENANCE

		Amount (₹)	
SR.NO.	PARTICULARS	CURRENT YEAR	PREVIOUS YEAR
1	Estate Maintenance	7483675	76,53,217
2	Office Maintenance and House Keeping	4270240	25,52,498
3	Electrical Accessories and Maintenance	3012729	13,83,945
4	Other Maintenance	2699942	36,98,707
	TOTAL	1,74,66,586	1,52,88,367

SCHEDULE XVII - FINANCE COSTS

PARTICULARS	Amount (₹)	
	CURRENT YEAR	PREVIOUS YEAR
Bank Charges	1,65,964	1,74,766
TOTAL	1,65,964	1,74,766

SCHEDULE XVIII - OTHER EXPENSES

PARTICULARS	Amount (₹)	
	CURRENT YEAR	PREVIOUS YEAR
Preliminary Expenses Written Off	-	-
TOTAL	-	-

SCHEDULE XIX: PRIOR PERIOD EXPENSES

PARTICULARS	Amount (₹)	
	CURRENT YEAR	PREVIOUS YEAR
Depreciation	-	-
Rates and Taxes	-	2,00,000
TOTAL	-	2,00,000

SCHEDULE 12: INTEREST EARNED

Particulars	Amount (₹)	
	Current Year	Previous Year
1. Interest Income	3,24,84,158	1,84,64,188
Total	3,24,84,158	1,84,64,188

INDIAN INSTITUTE OF TECHNOLOGY, MANDI, HIMACHAL PRADESH
SPONSORED RESEARCH INDUSTRIAL CONSULTANCY(SRIC)
DETAIL OF GRANT IN AID UNUTILISED DURING THE YEAR 2017-18

Name of the Project	Unutilised Grant as on 31.03.2017 (₹)	Receivable Grant as on 31.03.2017 (₹)	Grant in Aid Received 2017-18 (₹)	Interest 2017-18 (₹)	Total (₹)	Grant in aid Capital Expenditure (₹)	Revenue Expenditure (₹)	Grant Refund (₹)	Total Expenditure (₹)	Unutilised Grant as on 31.03.2018 (₹)	Receivable Grant as on 31.03.2018 (₹)
Development of Text to Speech system in Indian Language Phase II	3,788.00	0.00	0.00	0.00	3,788.00	0.00	3,788.00	0.00	3,788.00	0.00	
Estimating Quality of Broadband Internet in India	8,068.00	0.00	0.00	141.00	8,209.00	0.00	0.00	0.00	0.00	8,209.00	
RTB! Project	1,72,281.00	0.00	0.00	3,015.00	1,75,296.00	0.00	0.00	0.00	0.00	1,75,296.00	
DNA Aptamer Conjugated Gold Nano Partical for targeting Cancer Cells	21,860.00	0.00	0.00	383.00	22,243.00	0.00	0.00	0.00	0.00	22,243.00	
Nano Photonic System for quantum information processing and Coherent Central	3,78,370.00	0.00	0.00	6,621.00	3,84,991.00	0.00	0.00	0.00	0.00	3,84,991.00	
Super molecular high energy compounds synthesis, characterisation and theoretical studies	39,333.00	0.00	0.00	0.00	39,333.00	0.00	0.00	39,333.00	0.00	0.00	
Novel routs for crystallisation of engergetic compounds	24,600.00	0.00	0.00	0.00	24,600.00	0.00	0.00	24,600.00	0.00	0.00	
Development of Polyoxyometalates organic hybrids having through- bonds electronic inter-action between cluster and organic units for material and catalytic application	30,911.00	0.00	0.00	541.00	31,452.00	0.00	0.00	0.00	0.00	31,452.00	
Resist concepts for EUVL at the 16nm node and beyond	2,93,787.00	0.00	0.00	0.00	2,93,787.00	0.00	0.00	0.00	0.00	2,93,787.00	
Centre for innovative technologies for the Himalayan Regions	74,806.00	0.00	0.00	0.00	74,806.00	13,878.00	60,928.00	0.00	74,806.00	0.00	
Glass and Glass - Ceramics for Electrical energy storage Devices	0.00	2,61,331.00	8,38,394.00	0.00	5,77,063.00	0.00	96,375.00	0.00	96,375.00	4,80,688.00	
Engineering Molecular Organic frameworks Crystal Structure and Photophysical Properties	7,48,944.00	0.00	0.00	0.00	7,48,944.00	7,700.00	5,48,621.00	0.00	5,56,321.00	1,92,623.00	
Ankash Education Proposal	5,49,589.00	0.00	0.00	9,618.00	5,59,207.00	0.00	0.00	0.00	0.00	5,59,207.00	
IU- ATC Project	1,143.00	0.00	0.00	20.60	1,163.00	0.00	0.00	0.00	0.00	1,163.00	
Exploring the Human Microbiome: A hunt for Candidates for Pre and Pro Biotics	0.00	74,589.00	5,90,000.00	0.00	6,64,589.00	1,02,841.00	6,890.00	0.00	1,09,731.00	3,15,680.00	
Controlled Fabrication of Realistic Nano Nano circuits using Robust Artificial	0.00	0.00	5,30,000.00	0.00	5,30,000.00	2,59,623.00	70,000.00	0.00	3,29,623.00	3,20,377.00	
Study Of Fractional Order Differential Equation with Application	8,627.00	0.00	0.00	151.00	8,778.00	0.00	0.00	0.00	0.00	8,778.00	
ALTAIR	21,939.00	0.00	0.00	382.00	22,221.00	0.00	0.00	0.00	0.00	22,221.00	
Study of fractional order differential equations with application	72,110.00	0.00	0.00	1,262.00	73,372.00	0.00	0.00	0.00	0.00	73,372.00	
Molecular Chaperones mediated protein folding using time resolved single molecule Förster Resonance Energy Transfer	1,54,358.00	0.00	0.00	2,701.00	1,57,059.00	0.00	0.00	0.00	0.00	1,57,059.00	

Name of the Project	Unutilised Grant as on 31.03.2017 (₹)	Receivable Grant as on 31.03.2017 (₹)	Grant in Aid Received 2017-18 (₹)	Interest 2017-18 (₹)	Total (₹)	Grant in aid Capital Expenditure (₹)	Revenue Expenditure (₹)	Grant Refund (₹)	Total Expenditure (₹)	Unutilised Grant as on 31.03.2018 (₹)	Receivable Grant as on 31.03.2018 (₹)
Dr Neetu Kumari 300Raman PD	8,253.00	0.00	0.00	0.00	8,253.00	0.00	0.00	8,091.00	0.00	162.00	
Evaluation of MANREGA in Mandi - DRDA	75.00	0.00	0.00	0.00	75.00	0.00	0.00	0.00	0.00	75.00	
Development of advance/optimized control system for renewable energy sources	0.00	29,180.00	0.00	0.00	29,180.00	0.00	29,180.00	0.00	29,180.00	0.00	
Electromagnetic radiation response of metals and alloys during deformation at low temperature conditions	0.00	1,10,611.00	3,00,000.00	0.00	1,89,389.00	10,045.00	3,10,228.00	0.00	3,20,273.00	0.00	1,30,884.00
Development of a class of Higher Order Compact finite difference schemes and its application to linear shear flows	0.00	68,319.00	0.00	0.00	68,319.00	0.00	0.00	3,060.00	0.00	0.00	71,379.00
DST - FIST	2,02,39,580.00	0.00	0.00	0.00	2,02,39,580.00	2,04,80,580.00	0.00	0.00	2,04,80,580.00	0.00	2,41,000.00
Design Innovation Centre	25,66,123.00	0.00	30,00,000.00	97,407.00	56,63,530.00	84,544.00	5,24,466.00	0.00	6,09,010.00	50,54,520.00	
Modeling of contaminated sediment transport in lake/river	5,63,891.00	0.00	3,04,838.00	15,203.00	8,83,932.00	1,20,299.00	5,68,362.00	0.00	6,88,661.00	1,95,271.00	
A Multi-dimensional Smart Energy Grids Analysis for Indian Scenario	13,33,277.00	0.00	0.00	23,332.00	13,56,609.00	0.00	4,30,947.00	0.00	4,30,947.00	9,25,662.00	
Innovation in Science pursuit for inspired research (INSPIRE)	2,05,047.00	0.00	3,76,623.00	10,179.00	5,91,849.00	2,36,715.00	1,88,444.00	0.00	4,25,159.00	1,66,690.00	
The Sixteenth century renaissance in south India	0.00	1,53,234.00	0.00	0.00	1,53,234.00	0.00	2,51,595.00	0.00	2,51,595.00	0.00	4,04,829.00
Building a secure and trustworthy cyberspace: An behavioural game-theoretic	36,054.00	0.00	4,50,000.00	8,506.00	4,94,560.00	0.00	3,27,356.00	0.00	3,27,356.00	1,67,204.00	
Carrier Multiplication in Electronically Coupled Nanocrystals and Harvesting	0.00	18,125.00	4,14,754.00	6,941.00	4,03,570.00	0.00	3,90,682.00	0.00	3,90,682.00	12,888.00	
Development of higher order accurate numerical discontinuities and its application to immersed interface problems	7,506.00	0.00	36,388.00	803.00	46,697.00	0.00	10,000.00	0.00	10,000.00	36,697.00	
Nano Structure metal oxide application to cell schemes for elliptic equations with various biosensing	0.00	1,66,125.00	2,23,561.00	0.00	57,376.00	0.00	57,376.00	0.00	57,376.00	0.00	
Arsenic and Heavy Metal Mapping in Water, Coal and Fly Ash samples from Uranium (Singonli) Area of Central India	1,11,625.00	0.00	0.00	1,953.00	1,13,578.00	0.00	1,11,625.00	0.00	1,11,625.00	1,953.00	
Engineering chemical structure to improve device efficiency: novel organic polymers/macromolecules and their nanocomposites for photovoltaic	0.00	21,054.00	7,00,000.00	11,882.00	7,22,936.00	0.00	5,55,930.00	0.00	5,55,930.00	1,34,898.00	
Quantum Dots for Novel Solar Solutions	6,20,215.00	0.00	8,78,785.00	26,233.00	15,25,233.00	1,51,178.00	8,97,540.00	0.00	10,48,718.00	4,76,515.00	
Data Consultancy Services: Research Scholar Program	5,63,940.00	0.00	0.00	0.00	5,63,940.00	0.00	5,60,740.00	0.00	5,60,740.00	3,200.00	
Visvesvaraya PhD Scheme for Electronics and IT (15-15)	0.00	8,72,910.00	49,26,561.00	70,944.00	41,21,895.00	0.00	35,63,138.00	0.00	35,63,138.00	5,61,757.00	
Visvesvaraya PhD Scheme for Electronics and IT (2015-16)	0.00	3,35,305.00	28,52,143.00	44,645.00	25,03,881.00	0.00	22,06,392.00	0.00	22,06,392.00	3,54,491.00	
Effect of dimensionality on the electronic structure of some novel transition metal oxides	25,048.00	0.00	2,07,377.00	5,067.00	2,36,492.00	0.00	1,83,060.00	0.00	1,83,060.00	53,432.00	
Special Man-Power development program from chips to system design	1,00,675.00	0.00	11,18,000.00	22,47.00	3,01,952.00	0.00	9,72,318.00	0.00	9,72,318.00	3,28,734.00	

Name of the Project	Unutilised Grant as on 31.03.2017 (₹)	Receivable Grant as on 31.03.2017 (₹)	Grant in Aid Received 2017-18 (₹)	Interest 2017-18 (₹)	Total (₹)	Grant in aid Capital Expenditure (₹)	Revenue Expenditure (₹)	Grant Refund (₹)	Total Expenditure (₹)	Unutilised Grant as on 31.03.2018 (₹)	Receivable Grant as on 31.03.2018 (₹)
Development of analytical method to determine transient torques developed under various faults and its grid interaction effects on turbine generator shaft system	6,42,460.00	0.00	0.00	0.00	6,42,460.00	0.00	5,83,690.00	0.00	5,83,690.00	58,770.00	
Design of Quieter Hard Disk and Optical Drive Using Sonic Crystal	18,52,916.00	0.00	4,50,000.00	40,301.00	23,43,217.00	18,71,366.00	3,21,895.00	0.00	21,93,261.00	1,49,956.00	
Nonlinear thermo-electro-electro-elasticity analysis of geometrically imperfect functionally graded curved panels with material	1,78,366.00	0.00	0.00	0.00	1,78,366.00	0.00	3,32,853.00	0.00	3,32,853.00	0.00	1,54,487.00
Site specific growth and nanomanufacturing of aligned carbon nanotube (CNT) for device	5,07,819.00	0.00	5,00,000.00	17,637.00	10,25,456.00	5,15,725.00	4,60,335.00	0.00	9,76,060.00	49,396.00	
Layered Chalcogenide Nanocomposites for Thermoelectric Applications	2,77,834.00	0.00	6,00,000.00	0.00	8,77,834.00	5,90,944.00	3,75,800.00	0.00	9,66,744.00	0.00	88,910.00
The role of hyperinsulinemia in the pathogenesis of insulin resistance and diabetes	7,41,490.00	0.00	5,00,000.00	0.00	12,41,490.00	1,89,997.00	10,50,005.00	0.00	12,40,002.00	1,488.00	
Development of indigenous chemical mechanical polishing slurries for microelectronics application at semiconductor laboratory (SCL), Mohali	0.00	1,05,227.00	38,00,000.00	64,659.00	37,59,432.00	81,774.00	15,85,305.00	0.00	16,67,079.00	20,92,353.00	
Controller optimization for differential Algebraic Systems Development of human-performance modeling	3,24,593.00	0.00	2,00,000.00	9,180.00	5,33,773.00	0.00	2,13,051.00	0.00	2,13,051.00	3,20,722.00	
framework via physiological and signal processing tools for visual cognitive enhancement in IVD, VR and AR paradigms	2,25,560.00	0.00	4,89,320.00	12,510.00	7,27,390.00	58,299.00	4,76,238.00	0.00	5,34,537.00	1,92,853.00	
Engineering novel plasmonic nanocapsules for cancer therapy and diagnostics	6,57,390.00	0.00	5,50,610.00	0.00	12,08,000.00	4,31,000.00	3,55,270.00	0.00	7,86,270.00	4,21,730.00	
Solar energy storage using phase change material for space heating application	11,46,523.00	0.00	0.00	20,064.00	11,66,587.00	0.00	29,748.00	0.00	29,748.00	11,36,839.00	
Kanarajan Fellowship	8,21,823.00	0.00	0.00	0.00	8,21,823.00	49,160.00	10,10,484.00	0.00	10,59,644.00	0.00	2,37,821.00
Point of care monitoring of neuroglial-vascular interactions during spreading depolarizations in brain trauma using simultaneous recording of electroencephalography (EEG)	5,59,893.00	0.00	0.00	9,798.00	5,69,691.00	0.00	1,33,501.00	0.00	1,33,501.00	4,36,190.00	
Design of Advanced Big Data Analytics in the CvgNet Network Management System for large telecom networks	34,53,126.00	0.00	10,11,000.00	78,122.00	45,42,248.00	0.00	14,51,912.00	0.00	14,51,912.00	30,90,336.00	
Silicon solar cells with carrier selective contacts	12,30,563.00	0.00	0.00	21,515.00	12,52,078.00	0.00	1,01,743.00	0.00	1,01,743.00	11,50,355.00	
Next Generation, Cutting Edge Indigenous EUVL Resists Technology for Semiconductor Industry	47,36,688.00	0.00	0.00	82,892.00	48,19,580.00	36,700.00	7,35,135.00	0.00	7,71,835.00	40,47,745.00	
Eco-Friendly Utilisation of Hazardous Dry Pine Needles for Social Benefit	15,43,260.00	0.00	0.00	6,215.00	15,49,475.00	8,21,025.00	4,34,028.00	0.00	12,55,053.00	2,94,422.00	

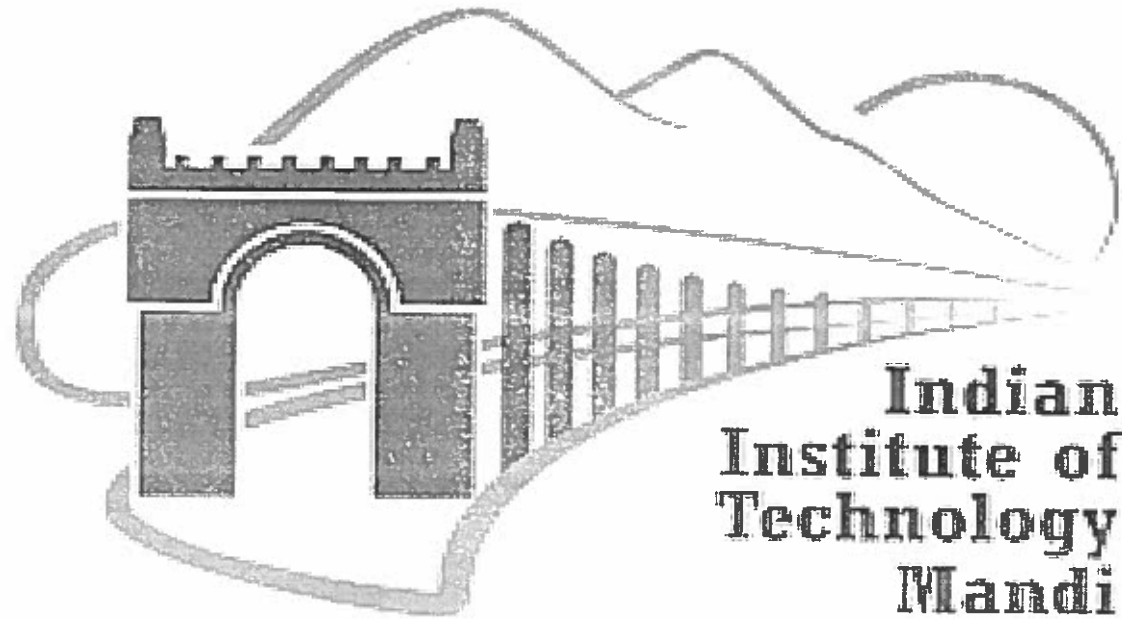
Name of the Project	Unutilised Grant as on 31.03.2017 (₹)	Receivable Grant as on 31.03.2017 (₹)	Grant in Aid Received 2017-18 (₹)	Interest 2017-18 (₹)	Total (₹)	Grant in aid Capital Expenditure (₹)	Revenue Expenditure (₹)	Grant Refund (₹)	Total Expenditure (₹)	Unutilised Grant as on 31.03.2018 (₹)	Receivable Grant as on 31.03.2018 (₹)
Study of Synergistic use of Hydrogen and other alternatives fuel in a dual fuel Engine for Emission reduction	12,31,148.00	0.00	2,50,000.00	0.00	14,81,148.00	26,550.00	3,84,071.00	0.00	4,10,621.00	10,70,527.00	
Development of adaptive unstructured angular discretisation grid for the finite volume method of radiative transfer equation for collimated beam radiation	14,22,217.00	0.00	0.00	24,889.00	14,47,106.00	1,45,700.00	3,19,008.00	0.00	4,64,708.00	9,82,398.00	
Development of Indigenous photoresists technology for semiconductor industries: impact on Indian economy, skilled manpower development and employment possibility	41,71,259.00	0.00	49,65,000.00	1,59,885.00	92,96,144.00	19,44,034.00	55,26,754.00	0.00	74,70,788.00	18,25,356.00	
Design and failure analysis of cemented acetabular prosthesis	3,18,240.00	0.00	2,00,000.00	9,069.00	5,27,309.00	0.00	3,28,528.00	0.00	3,28,528.00	1,98,781.00	
Optimizing economics of renewable energy using fault-tolerant model predictive control (PARAMEDIC)	11,97,055.00	0.00	0.00	20,948.00	12,18,003.00	8,18,500.00	2,61,701.00	0.00	10,80,201.00	1,37,802.00	
Development of Indigenous photoresist stripping formulation for SCL, Mohali	96,083.00	0.00	0.00	1,681.00	97,764.00	0.00	74,391.00	0.00	74,391.00	23,373.00	
In situ x-ray computed tomography exploration and numerical modelling of fracture mechanisms involved in the failure of interfacial transition zone of cement concrete	23,41,723.00	0.00	0.00	40,980.00	23,82,703.00	8,41,663.00	3,00,720.00	0.00	11,42,383.00	12,40,320.00	
Integrating Genome scale metabolic analysis of model plant pathogen Ralstonia solanacearum with RNAseq and fluomics	6,22,755.00	0.00	6,29,000.00	21,906.00	12,73,661.00	1,13,338.00	3,50,537.00	0.00	4,63,875.00	8,09,786.00	
Development of aligned CNT-polymer nanocomposite for light weight and high strength body armor application	0.00	0.00	10,00,000.00	17,560.00	10,17,560.00	24,957.00	5,68,798.00	0.00	5,93,755.00	4,23,745.00	
Mathematical Modelling of the Epidemiology of Multi-Drug Resistant Tuberculosis (MDR-TB)	7,22,065.00	0.00	1,00,000.00	14,386.00	8,36,451.00	4,44,699.00	3,76,392.00	0.00	8,21,091.00	15,360.00	
Low cost Bioinspired Point-of-Care devices for early detection of diseases using Saliva as diagnostic fluid in rural Himachal areas	1,84,678.00	0.00	3,19,833.00	8,829.00	5,13,340.00	0.00	2,52,858.00	0.00	2,52,858.00	2,60,482.00	
Development and evaluation of landslide risk communication solutions in Mandi Distt of H.P.	1,98,839.00	0.00	2,19,544.00	7,322.00	4,25,705.00	3,622.00	2,24,080.00	0.00	2,27,702.00	1,98,003.00	
Indian Red Cross Society project-IT Mandi collaboration	167.00	0.00	42,000.00	738.00	42,905.00	0.00	35,448.00	0.00	35,448.00	7,457.00	
Development of a hybrid analytical numerical procedure for service load analysis of RC box girder bridges	3,60,465.00	0.00	0.00	0.00	3,60,465.00	-6,591.00	0.00	3,66,966.00	6,501.00	0.00	
Facile low cost synthesis of Graphene/ Zeolite composite and their application in removal of heavy metals from water	5,47,556.00	0.00	4,65,000.00	17,720.00	10,30,276.00	29,900.00	8,90,188.00	0.00	9,20,088.00	1,10,188.00	
Deciphering the molecular mechanisms governing the direct Aβ aggregation inhibition with the serum protein- transferrin: Implication for Alzheimer's disease	12,93,156.00	0.00	0.00	22,640.00	13,15,796.00	6,97,300.00	6,12,968.00	0.00	13,09,368.00	6,418.00	
Characterization of the Entropy regions for three and four random variables and their application	11,68,622.00	0.00	0.00	29,457.00	11,89,079.00	3,21,400.00	6,70,965.00	0.00	9,92,365.00	1,90,798.00	
Efficient distributed computation of massive data	16,11,821.00	0.00	0.00	28,612.00	16,40,433.00	13,361.00	9,72,765.00	0.00	9,86,124.00	6,53,799.00	

Name of the Project	Unutilised Grant as on 31.03.2017 (₹)	Receivable Grant as on 31.03.2017 (₹)	Grant in Aid Received 2017-18 (₹)	Interest 2017-18 (₹)	Total (₹)	Grant in aid Capital Expenditure (₹)	Revenue Expenditure (₹)	Grant Refund (₹)	Total Expenditure (₹)	Unutilised Grant as on 31.03.2018 (₹)	Receivable Grant as on 31.03.2018 (₹)
Automatic analysis of avian acoustics	8,55,234.00	0.00	0.00	14,967.00	8,70,201.00	3,82,940.00	3,25,137.00	0.00	7,08,077.00	1,62,124.00	
A microfluidic based point of care testing device for measuring urine albumin using a novel organic dye	18,70,599.00	0.00	29,20,000.00	83,535.00	48,74,434.00	4,57,908.00	23,96,658.00	0.00	28,54,566.00	20,19,868.00	
Improving Bio-engineering strategies to achieve soil stability	33,88,140.00	0.00	0.00	59,292.00	34,47,432.00	12,03,998.00	4,59,792.00	0.00	16,63,790.00	17,83,642.00	
Investigation of phase change nanocomposites for high strain rate resistant armour application	11,81,891.00	0.00	0.00	20,548.00	12,02,439.00	5,31,819.00	4,19,191.00	7,720.00	9,51,010.00	2,43,709.00	
Imperfection sensitivity analysis of functionally graded structures featuring parameter uncertainties	4,46,260.00	0.00	0.00	7,816.00	4,54,076.00	89,700.00	2,25,413.00	0.00	3,15,113.00	1,38,957.00	
Documentation of successful practices and scalable models under MGNREGA in Himachal Pradesh	2,55,672.00	0.00	5,82,450.00	16,680.00	8,54,802.00	0.00	8,22,632.00	0.00	8,22,632.00	32,170.00	
Investigation of physical properties of multiferroic compounds belonging to double	7,04,948.00	0.00	0.00	0.00	7,04,948.00	7,13,568.00	2,896.00	0.00	7,16,464.00	0.00	11,516.00
Study of Nernst effect in the superconductors and semi-metallic compounds	9,60,089.00	0.00	0.00	16,802.00	9,76,891.00	0.00	0.00	0.00	0.00	9,76,891.00	
Fracture analysis of functionally graded material(FGMs) by coupled FE-Meshfree	4,84,313.00	0.00	0.00	8,475.00	4,92,788.00	0.00	1,68,387.00	0.00	1,68,387.00	3,24,401.00	
Development of gas sensor devices based on two dimensional transition metal dichalcogenides(TMDs)	74,512.00	0.00	7,10,000.00	13,729.00	7,98,241.00	0.00	7,83,258.00	0.00	7,83,258.00	14,983.00	
Parametric study on pullout resistance of steel micro-piles	3,79,262.00	0.00	0.00	6,637.00	3,85,899.00	1,80,948.00	1,79,948.00	0.00	3,60,896.00	25,603.00	
Study of magnetic and magnetocaloric properties of mixed metal oxides and rare-	6,68,409.00	0.00	7,00,000.00	23,947.00	13,92,356.00	6,82,966.00	6,52,426.00	0.00	13,35,392.00	56,964.00	
Engineering the electronic structure of possible oxide topological insulators	7,65,970.00	0.00	7,00,000.00	25,654.00	14,91,624.00	0.00	4,03,164.00	0.00	4,03,164.00	10,88,460.00	
Nonplasmonic SERS substrate design for trace analysis and detection	8,49,930.00	0.00	0.00	14,874.00	8,64,804.00	2,99,990.00	4,39,205.00	0.00	7,39,195.00	1,25,609.00	
Effect of correlation, relativistic interaction and confinement on the photoionization dynamics of atomic systems	3,43,418.00	0.00	4,50,000.00	13,885.00	8,07,303.00	0.00	1,92,306.00	0.00	1,92,306.00	6,14,997.00	
Understanding intrinsically disordered proteins: transcription domains of cMyb and p53 from single molecule to ensemble and disease perspectives	8,31,910.00	0.00	20,40,000.00	50,258.00	29,22,168.00	6,77,391.00	17,69,958.00	0.00	26,47,349.00	2,74,819.00	
Exploring the tunability of magnetic structure in multiferroic compounds YBa _{1-x} Sr _x CuFeO ₅ (0 ≤ x ≤ 0.6 and LnBaCuFeO ₅ (Ln = D, Ho, Yb)	45,138.00	0.00	1,87,097.00	0.00	2,32,235.00	0.00	2,92,097.00	0.00	2,92,097.00	0.00	59,862.00
Search of new semiconducting heusler alloys for high temperature thermoelectric applications	6,00,123.00	0.00	4,00,000.00	0.00	10,00,123.00	0.00	2,83,283.00	0.00	2,83,283.00	7,16,840.00	
Semi Automated framework for preparation of LZ & LSZ using machine learning techniques	4,80,736.00	0.00	10,50,000.00	26,788.00	15,57,524.00	10,71,059.00	3,22,030.00	0.00	13,93,089.00	1,04,135.00	
Role of human cathelicidin in gastric carcinogenesis	21,19,018.00	0.00	0.00	47,083.00	21,56,101.00	0.00	20,06,795.00	0.00	20,06,795.00	1,49,306.00	
Stability analysis of reinforced soil wall under seismic loads a novel approach	25,77,668.25	0.00	0.00	45,109.00	26,22,777.25	0.00	0.00	0.00	0.00	26,22,777.25	
Immunotyping of <i>Candida albicans</i> functional secretome and their proteomic identification	11,54,101.00	0.00	13,14,000.00	0.00	24,68,101.00	70,16,075.00	13,76,640.00	0.00	26,22,705.00	0.00	1,54,000.00

Name of the Project	Unutilised Grant as on 31.03.2017 (₹)	Receivable Grant as on 31.03.2017 (₹)	Grant in Aid Received 2017-18 (₹)	Interest 2017-18 (₹)	Total (₹)	Grant in aid Capital Expenditure (₹)	Revenue Expenditure (₹)	Grant Refund (₹)	Total Expenditure (₹)	Unutilised Grant as on 31.03.2018 (₹)	Receivable Grant as on 31.03.2018 (₹)
Modelling of hydraulic diffusivity and its application in the FE simulation of moisture transport in concrete for assessing corrosion	27,87,587.00	0.00	3,00,000.00	54,032.00	31,41,620.00	6,35,500.00	5,35,762.00	0.00	11,71,262.00	19,70,358.00	
Systems analysis of photoautotrophic metabolic phenotypes of plants in response to stress	16,00,351.00	0.00	9,80,000.00	45,156.00	26,25,507.00	0.00	6,15,641.00	0.00	6,15,641.00	20,09,866.00	
Investigation of fluid and granular jet impact with erosion effects	13,13,269.00	0.00	0.00	22,982.00	13,36,251.00	99,750.00	1,58,624.00	0.00	2,58,374.00	10,77,877.00	
Development of nanostructured wear resistant microwave clads to minimise slurry erosion in hydro turbines	33,51,241.00	0.00	7,06,870.00	71,017.00	41,29,128.00	23,54,100.00	5,67,084.00	0.00	29,21,184.00	12,07,944.00	
PSPCL Multistory integrated corporate office complex at Shakti Vihar Patiala PB	20,400.00	0.00	0.00	0.00	20,400.00	0.00	0.00	0.00	0.00	20,400.00	
Verifying of structural design for the extension of renovation of existing shed of Mela Ground, IARI Pusa New Delhi	34,704.25	0.00	0.00	0.00	34,704.25	0.00	0.00	0.00	0.00	34,704.25	
Efficient query and visualization of Big data	4,10,352.00	0.00	0.00	0.00	4,10,352.00	0.00	3,85,934.00	0.00	3,85,934.00	24,418.00	
Up gradation of the existing rope-way system used in rural areas has been signed by Society for Technology and Development,	71,400.00	0.00	0.00	0.00	71,400.00	0.00	10,000.00	0.00	10,000.00	61,400.00	
GIAN Course - Dr. Bharat S R	4,46,180.00	0.00	0.00	0.00	4,46,180.00	0.00	2,72,630.00	1,73,550.00	2,72,630.00	0.00	
Design and development of efficient solar assisted corrugated box dryer	0.00	0.00	4,08,500.00	7,149.00	4,15,649.00	28,320.00	3,65,483.00	0.00	3,93,803.00	21,846.00	
Soil mapping & its parameter estimation from geospatial (AVIRIS-NG) and field data	0.00	0.00	20,00,000.00	35,000.00	20,35,000.00	2,97,990.00	1,79,209.00	0.00	4,77,199.00	15,57,801.00	
BioPEC: Cellulosic waste to high value products by integrating microbial bioprocessing and pyrolysis techniques	0.00	0.00	29,48,000.00	51,590.00	29,99,590.00	0.00	8,26,699.00	0.00	8,26,699.00	21,72,891.00	
Development of a nano held molecular point-of care test device for infectious diseases	0.00	0.00	58,25,000.00	1,01,938.00	59,26,938.00	5,59,395.00	29,79,593.00	0.00	35,38,988.00	23,87,950.00	
Democratization of Indian Christianity: Dalit Christian liberation movement in contemporary India	0.00	0.00	2,50,000.00	4,200.00	2,54,200.00	0.00	1,83,474.00	0.00	1,83,474.00	60,726.00	
A comparative study on microscopic structure and dynamics near glass transition in linear polymer melt at low & high densities	0.00	0.00	13,29,100.00	23,259.00	13,52,359.00	0.00	1,32,910.00	0.00	1,32,910.00	12,19,449.00	
Sustainable waste water treatment through bio photoelectro catalysis and bio production	0.00	0.00	1,85,88,500.00	3,25,295.00	1,89,13,795.00	18,290.00	44,16,902.00	0.00	44,35,192.00	1,44,78,607.00	
Novel NIR 1 and NIR 2 dyes and their functionalised nanoparticles for non invasive imaging, tracking and target delivery of therapeutic in progressive liver disease diagnosis and therapy	0.00	0.00	31,26,000.00	54,705.00	31,80,705.00	16,30,351.00	11,88,845.00	0.00	28,19,197.00	3,61,508.00	
Site specific forecasting based on sensor data using two time learning time series prediction model	0.00	0.00	7,81,920.00	13,684.00	7,95,604.00	3,71,870.00	2,56,413.00	0.00	6,28,283.00	1,67,321.00	
Scalability of higher modeling approach for reactive solute transport through heterogeneous porous medium: experimental and numerical study	0.00	0.00	27,58,200.00	48,200.00	28,06,400.00	7,50,360.00	2,90,788.00	0.00	10,41,148.00	17,65,252.00	

Name of the Project	Unutilised Grant as on 31.03.2017 (₹)	Receivable Grant as on 31.03.2017 (₹)	Grant in Aid Received 2017-18 (₹)	Interest 2017-18 (₹)	Total (₹)	Grant in aid Capital Expenditure (₹)	Revenue Expenditure (₹)	Grant Refund (₹)	Total Expenditure (₹)	Unutilised Grant as on 31.03.2018 (₹)	Receivable Grant as on 31.03.2018 (₹)
New metal-organic networks as promising electro-active species for energy storage application: from materials developments to prototype fabrication	0.00	0.00	13,84,000.00	24,220.00	14,08,220.00	3,96,541.00	4,09,556.00	0.00	8,06,097.00	6,02,123.00	
MHRD- Unnat Bharat Abhiyan scheme	0.00	0.00	1,75,000.00	3,063.00	1,78,063.00	0.00	71,925.00	0.00	71,925.00	1,06,138.00	
Non- linear active shape and vibration control of functionally graded structure using functionally graded piezoelectric material	0.00	0.00	6,06,000.00	10,605.00	6,16,605.00	0.00	2,47,134.00	0.00	2,47,134.00	3,69,471.00	
Folding mechanism of trans activation domain of E2APBX1, an intrinsically disordered protein involved in leukemia induction	0.00	0.00	11,69,600.00	20,468.00	11,90,068.00	0.00	6,84,844.00	0.00	6,84,844.00	5,05,224.00	
Magnetic properties and structure transformations in binary Fe- Pb and ternary Fe- Pd-M (M- Ni, Ga)	0.00	0.00	9,93,200.00	17,381.00	10,10,581.00	0.00	2,60,025.00	0.00	2,60,025.00	7,50,556.00	
Development of Gallium oxide based next generation power and sensor device	0.00	0.00	37,13,800.00	64,992.00	37,78,792.00	2,99,985.00	2,53,055.00	0.00	5,53,040.00	32,25,752.00	
Development and evaluation of low- cost landside early warning solutions	0.00	0.00	2,80,200.00	4,904.00	2,85,104.00	49,595.00	1,30,213.00	0.00	1,79,808.00	1,05,296.00	
Development and dissemination of Agri- based technologies being optimized at IIT Mandi from lab to farmer's field of mid- Himalayan region	0.00	0.00	8,74,000.00	15,295.00	8,89,295.00	0.00	3,52,729.00	0.00	3,52,729.00	5,36,566.00	
Community development through Panchayati Raj Institution (PRIs) under women's leadership	0.00	0.00	1,15,000.00	0.00	1,15,000.00	0.00	20,000.00	0.00	20,000.00	95,000.00	
Study and design of broad band frequency selective surface (FSS) structures for various RF and microwave applications	0.00	0.00	38,25,550.00	66,947.00	38,92,497.00	0.00	4,50,000.00	0.00	4,50,000.00	34,42,497.00	
Development of modern state-of-the Art digital Forensic facilities in Forensic science laboratories in Himachal Pradesh	0.00	0.00	50,000.00	875.00	50,875.00	0.00	15,000.00	0.00	15,000.00	35,875.00	
Development and evaluation of low- cost landside monitoring solutions	0.00	0.00	5,05,788.00	8,851.00	5,14,639.00	1,70,299.00	2,87,276.00	0.00	4,57,575.00	57,064.00	
Photo- catalytic treatment of wastewater for the removal of Azo dyes: using rGO- TiO2 based cost effective composite technology	0.00	0.00	2,94,000.00	5,145.00	2,99,145.00	0.00	12,000.00	0.00	12,000.00	2,87,145.00	
Spatial distribution of uranium and associated water quality parameters in groundwater, surface water and drinking water in four districts (Una, Bilaspur, Solan & Sirmour) the state of Himachal Pradesh	0.00	0.00	19,60,325.00	34,306.00	19,94,631.00	0.00	1,34,325.00	0.00	1,34,325.00	18,60,306.00	
Spatial distribution of uranium and associated water quality parameters in Shimla and Kinnaur	0.00	0.00	19,60,325.00	34,306.00	19,94,631.00	0.00	1,34,325.00	0.00	1,34,325.00	18,60,306.00	
Spatial distribution of uranium and associated water quality parameters in Mandi, Kullu and Hamirpur	0.00	0.00	18,52,825.00	32,424.00	18,85,249.00	0.00	1,26,825.00	0.00	1,26,825.00	17,58,424.00	
Capacity building on climate change vulnerability assessment in states of the Indian Himalayan region	0.00	0.00	7,28,750.00	12,753.00	7,41,503.00	0.00	1,09,312.00	0.00	1,09,312.00	6,32,191.00	

Name of the Project	Unutilised Grant as on 31.03.2017 (₹)	Receivable Grant as on 31.03.2017 (₹)	Grant in Aid Received 2017-18 (₹)	Interest 2017-18 (₹)	Total (₹)	Grant in aid Capital Expenditure (₹)	Revenue Expenditure (₹)	Grant Refund (₹)	Total Expenditure (₹)	Unutilised Grant as on 31.03.2018 (₹)	Receivable Grant as on 31.03.2018 (₹)
Development of pristine graphene as a catalyst support	0.00	0.00	10,00,000.00	0.00	10,00,000.00	0.00	89,000.00	0.00	89,000.00	9,11,000.00	
A low cost high efficiency renewable energy based hybrid power conversion system for rural Himachal residential application	0.00	0.00	3,25,000.00	5,688.00	3,30,688.00	0.00	0.00	0.00	0.00	3,30,688.00	
Smart Agriculture: Farmer Zone	0.00	0.00	2,43,00,000.00	0.00	2,43,00,000.00	0.00	5,00,000.00	0.00	5,00,000.00	2,38,00,000.00	
Evaluation of business correspondent model of banking: A case study in Himachal Pradesh	0.00	0.00	50,000.00	0.00	50,000.00	0.00	0.00	0.00	0.00	50,000.00	
Detection and quantification of dicentric chromosomes from captured images for triage <u>biodosimetry applications</u>	0.00	0.00	5,16,000.00	0.00	5,16,000.00	0.00	0.00	0.00	0.00	5,16,000.00	
Scalable manufacturing of asymmetric micro supercapacitor for next generation energy <u>storage devices</u>	0.00	0.00	46,97,000.00	0.00	46,97,000.00	0.00	0.00	0.00	0.00	46,97,000.00	
Vigyan Jyoti- A New Initiative of DST for Women	0.00	0.00	15,00,000.00	0.00	15,00,000.00	0.00	0.00	0.00	0.00	15,00,000.00	
C/o Traffic chakker at Sukhodi Khad Hospital Chowk Mandi (SH: c/o round about: inbetween existing bridges and R/wall to Sukhodi bridge hospital side	0.00	0.00	1,49,500.00	0.00	1,49,500.00	0.00	1,30,000.00	0.00	1,30,000.00	19,500.00	
Proof checking of the district courts building at gurgaon state PWD	0.00	0.00	3,00,000.00	0.00	3,00,000.00	0.00	3,00,000.00	0.00	3,00,000.00	0.00	
Borrow soil testing for NH-21	0.00	0.00	91,000.00	0.00	91,000.00	0.00	89,000.00	0.00	89,000.00	2,000.00	
Site investigation for finalisation of suitable location of JNV Hostel, Pandoh, Mandi	0.00	0.00	27,950.00	0.00	27,950.00	0.00	0.00	0.00	0.00	27,950.00	
Matlab simulation of battery energy storage system(BESS) for 17 MW solar PV plant	0.00	0.00	1,40,400.00	0.00	1,40,400.00	0.00	1,40,400.00	0.00	1,40,400.00	0.00	
Application for mining rare diseases and analyzing and predicting patient journeys	0.00	0.00	13,95,564.00	0.00	13,95,564.00	0.00	4,92,271.00	0.00	4,92,271.00	9,03,293.00	
Review of design and drawing of dyke wall, fire wall, manhole and barricade structure <u>around oil tank</u>	0.00	0.00	30,680.00	0.00	30,680.00	0.00	17,080.00	0.00	17,080.00	13,600.00	
Enabling Women in the Karamand Valley for Career Development using mobile and <u>internet</u>	0.00	0.00	20,00,000.00	52,500.00	20,52,500.00	75,351.00	3,72,200.00	0.00	4,47,551.00	16,04,949.00	
BASE FELLOWSHIP 2015	0.00	0.00	78,967.00	0.00	78,967.00	0.00	78,967.00	0.00	78,967.00	0.00	
Received from DST/SERB	0.00	0.00	16,43,903.00	0.00	16,43,903.00	0.00	0.00	0.00	0.00	16,43,903.00	
TOTAL(₹)	10,58,20,394.50	25,25,181.00	14,92,25,275.00	30,42,290.00	25,55,60,778.50	4,80,73,270.00	7,70,48,691.00	6,47,277.00	12,51,21,961.00	13,23,55,252.50	25,63,712.00





**Indian
Institute of
Technology
Mandi**

**RECEIPTS AND PAYMENTS ACCOUNTS
FOR
THE FINANCIAL YEAR, 2017-18**

INDIAN INSTITUTE OF TECHNOLOGY MANDI
KAMAND, MANDI H.P. - 175005
RECEIPTS AND PAYMENTS ACCOUNT FOR THE YEAR ENDED 31ST MARCH, 2018


RECEIPTS	AMOUNT (₹)	AMOUNT (₹)	PAYMENTS	AMOUNT (₹)	AMOUNT (₹)
OPENING BALANCE:			EXPENSES:		
SBI Mandi - Main A/c No 31310230679	15,23,86,142		Purchase of Fixed Assets		2,00,52,03,459
SBI FLC	104068209		Academics & Others Edu Expenses		11,41,07,273
PNB FLC A/c No 3377000400006835	8,40,57,454		Administrative & Other Expenses		5,63,86,274
SBI Mandi Fee Collection Account	92,954	34,06,04,759	Establishment Expenses		35,86,76,496
RECEIPTS:			Transportation		1,49,13,054
Grant Received from MHRD		3,63,00,50,000	Repair & Maintaince		1,74,66,586
Academic/Educational		60,39,952	Finance Cost		1,51,192
Interest Received		3,24,84,158	Increase in Loan and Advances		20,78,74,132
Others Misc Receipts		1,60,42,841	Grant In Transit		8,00,00,000
decrease in stock		5,00,793			
Increase in Current liabilities		2,81,97,064			
Sale of Fixed Assets					
			CLOSING BANK BALANCE:		
			SBI Mandi - Main A/c No 31310230679	89,73,97,936.28	
			PNB FLC A/c No 3377000400006835	27,09,07,923.61	
			SBI Mandi FLC Account	2,78,40,123.75	
			SBI Mandi Fee Collection Account	6,31,472.30	
			SBI JEE Ceil account	2363646.86	1,19,91,41,103
TOTAL		4,05,39,19,568	TOTAL		4,05,39,19,568


(S.K.SUN) 
F.C.A. / D.S.A. / CAI
INTERNAL AUDITOR


(G.L.Sharma) 
AR, Audit & Accounts

(J.R. SHARMA) 
Finance & Accounts Off

(Dr. V.S CHAUDHAN) 
Dean (F&A)


Chairman
Board of Governors

(Prof. T.A. GONSALVES) 
Director



**Indian
Institute of
Technology
Mandi**

SIGNIFICANT ACCOUNTING POLICIES
&
NOTES ON ACCOUNTS FOR THE
FINANCIAL YEAR 2017-18

**INDIAN INSTITUTE OF TECHNOLOGY MANDI, KAMAND
(HIMACHAL PRADESH)**

Schedule XX : SIGNIFICANT ACCOUNTING POLICIES, CONTINGENT LIABILITIES AND NOTES TO ACCOUNTS FOR THE YEAR ENDING 31ST MARCH, 2018

Sr. No	PARTICULARS	
A	Significant Accounting Policies	
1.	Basis for preparation of accounts	The financial statements are prepared on the basis of Historical Cost Convention and generally on the Accrual basis of accounting unless or otherwise stated.
2.	Revenue recognition	
	2.1	<p>a) The Student Fee (except Tuition fee) has been accounted for on accrual basis. As per decision taken by Board of Governors, the tuition fee for 2014-15 onward for five years is to be treated as part of Corpus fund. In view of the same the tuition fee of the current year has been transferred to Corpus fund.</p> <p>b) The interest earned, overhead charges and other receipts pertaining to Earmarked funds .i.e. Corpus Fund and Donation Fund have been credited to respective funds</p>
	2.2	The interest on savings Bank Account and other income has been accounted for on cash basis.
	2.3	Interest on investments in term deposits is accounted for on accrual basis.
3.	Fixed Assets & Depreciation	

3.1		Fixed assets are stated at cost of acquisition less accumulated depreciation thereon. The cost includes inward freight, duties, taxes & other directly attributable expenses related to their acquisition, installation & commissioning.																																																									
3.2		Intangible assets like e-journals are recorded at their cost of acquisition and capitalized in view of the magnitude of expenditure & the benefits derived in terms of perpetual knowledge acquired by Faculty/Students, besides availability of the Data in the form of DVD/CD for future reference.																																																									
3.3		<p>Depreciation on Fixed assets is provided on written down value method at the following rates:</p> <table border="1" data-bbox="728 502 1691 1157"> <thead> <tr> <th data-bbox="728 502 840 534">Sr. No.</th> <th data-bbox="840 502 1489 534">Tangible Assets</th> <th data-bbox="1489 502 1691 534">Percentage</th> </tr> </thead> <tbody> <tr> <td data-bbox="728 534 840 566">1</td> <td data-bbox="840 534 1489 566">Land</td> <td data-bbox="1489 534 1691 566">0%</td> </tr> <tr> <td data-bbox="728 566 840 598">2.</td> <td data-bbox="840 566 1489 598">Sight Development</td> <td data-bbox="1489 566 1691 598">0%</td> </tr> <tr> <td data-bbox="728 598 840 630">3.</td> <td data-bbox="840 598 1489 630">Buildings</td> <td data-bbox="1489 598 1691 630">5%</td> </tr> <tr> <td data-bbox="728 630 840 662">4.</td> <td data-bbox="840 630 1489 662">Road and Bridges</td> <td data-bbox="1489 630 1691 662">5%</td> </tr> <tr> <td data-bbox="728 662 840 694">5.</td> <td data-bbox="840 662 1489 694">Tube wells and Water Supply</td> <td data-bbox="1489 662 1691 694">15%</td> </tr> <tr> <td data-bbox="728 694 840 726">6.</td> <td data-bbox="840 694 1489 726">Sewerage & Drainage</td> <td data-bbox="1489 694 1691 726">5%</td> </tr> <tr> <td data-bbox="728 726 840 758">7.</td> <td data-bbox="840 726 1489 758">Electrical Installation and Equipment</td> <td data-bbox="1489 726 1691 758">15%</td> </tr> <tr> <td data-bbox="728 758 840 790">8.</td> <td data-bbox="840 758 1489 790">Solar Fitting</td> <td data-bbox="1489 758 1691 790">40%</td> </tr> <tr> <td data-bbox="728 790 840 821">9.</td> <td data-bbox="840 790 1489 821">Scientific & Laboratory Equipments</td> <td data-bbox="1489 790 1691 821">15%</td> </tr> <tr> <td data-bbox="728 821 840 853">10.</td> <td data-bbox="840 821 1489 853">Office Equipment</td> <td data-bbox="1489 821 1691 853">15%</td> </tr> <tr> <td data-bbox="728 853 840 885">11.</td> <td data-bbox="840 853 1489 885">Audio Visual Equipment</td> <td data-bbox="1489 853 1691 885">15%</td> </tr> <tr> <td data-bbox="728 885 840 917">12.</td> <td data-bbox="840 885 1489 917">Computer and Peripherals</td> <td data-bbox="1489 885 1691 917">40%</td> </tr> <tr> <td data-bbox="728 917 840 949">13.</td> <td data-bbox="840 917 1489 949">Motor Vehicles</td> <td data-bbox="1489 917 1691 949">15%</td> </tr> <tr> <td data-bbox="728 949 840 981">14.</td> <td data-bbox="840 949 1489 981">Furniture, Fixtures & Fittings</td> <td data-bbox="1489 949 1691 981">10%</td> </tr> <tr> <td data-bbox="728 981 840 1013">15.</td> <td data-bbox="840 981 1489 1013">Library Books and Scientific Journals</td> <td data-bbox="1489 981 1691 1013">40%</td> </tr> <tr> <td data-bbox="728 1013 840 1045"></td> <td data-bbox="840 1013 1489 1045">Intangible Assets</td> <td data-bbox="1489 1013 1691 1045"></td> </tr> <tr> <td data-bbox="728 1045 840 1077">1.</td> <td data-bbox="840 1045 1489 1077">Computer Software</td> <td data-bbox="1489 1045 1691 1077">40%</td> </tr> <tr> <td data-bbox="728 1077 840 1109">2.</td> <td data-bbox="840 1077 1489 1109">E- Journals</td> <td data-bbox="1489 1077 1691 1109">40%</td> </tr> </tbody> </table>	Sr. No.	Tangible Assets	Percentage	1	Land	0%	2.	Sight Development	0%	3.	Buildings	5%	4.	Road and Bridges	5%	5.	Tube wells and Water Supply	15%	6.	Sewerage & Drainage	5%	7.	Electrical Installation and Equipment	15%	8.	Solar Fitting	40%	9.	Scientific & Laboratory Equipments	15%	10.	Office Equipment	15%	11.	Audio Visual Equipment	15%	12.	Computer and Peripherals	40%	13.	Motor Vehicles	15%	14.	Furniture, Fixtures & Fittings	10%	15.	Library Books and Scientific Journals	40%		Intangible Assets		1.	Computer Software	40%	2.	E- Journals	40%
Sr. No.	Tangible Assets	Percentage																																																									
1	Land	0%																																																									
2.	Sight Development	0%																																																									
3.	Buildings	5%																																																									
4.	Road and Bridges	5%																																																									
5.	Tube wells and Water Supply	15%																																																									
6.	Sewerage & Drainage	5%																																																									
7.	Electrical Installation and Equipment	15%																																																									
8.	Solar Fitting	40%																																																									
9.	Scientific & Laboratory Equipments	15%																																																									
10.	Office Equipment	15%																																																									
11.	Audio Visual Equipment	15%																																																									
12.	Computer and Peripherals	40%																																																									
13.	Motor Vehicles	15%																																																									
14.	Furniture, Fixtures & Fittings	10%																																																									
15.	Library Books and Scientific Journals	40%																																																									
	Intangible Assets																																																										
1.	Computer Software	40%																																																									
2.	E- Journals	40%																																																									
3.4		Depreciation is provided for the whole year on additions made up to 02.10.2017 and in case of assets purchased in the intervening period of 03/10/2017 to 31/03/2018; the depreciation has been provided at half of the rates given as above.																																																									
3.5		The contract for construction of buildings have been awarded cluster wise and not for individual building hence to have better control the cost of completed building have been capitalized on the bases of annual utilization certificates / information provided by various executing agencies at the end of the year instead individual asset/ building and the depreciation has been charged																																																									

		on the bases of date of completion.
4.	Capital Works in Progress	
	4.1	Deposit works are accounted for as Capital Works in Progress on the basis of statements of account received from the executing Agency from time to time till the completion of the work. Running bills of contractors are also similarly accounted for as capital works in progress till completion.
	4.2	Other Fixed assets acquired & pending installation/commissioning are shown as Capital Works-in-Progress
	4.3	On completion of construction works or on commissioning of other assets, the completion values are transferred to the respective Asset heads from capital works in progress.
	4.4	No depreciation is charged on capital works in progress.
5.	Inventories/Stocks	Expenditure on purchase of chemicals, glass wares, publications, stationery & other stores was accounted for as revenue expenditure . The value e of closing stock to the extent provided by the concerned department has been reduced from the revenue expenditure and shown as such in the income and expenditure account and balance sheet. The stocks are valued at cost.
6.	Retirement Benefits:	
	6.1	The Provision for leave encasement has been made on the basis of earned leave outstanding in the credit of the employees as on 31/03/2018 and Gratuity is also provided considering the gratuity payable as on 31.3.2018. The contribution to new pension scheme, Medical and LTC to home town are accounted for on accrual basis. The provision for retirement pension contribution where ever applicable has been made.
	6.2	In case of employees on deputation, the retirement benefits are provided on basis of information provided by the parent department.
7.	Corpus Fund	The balance of fund is represented by balance in a Separate Bank Account, investments accrued interest on investments.


8.	Government Grants	
	8.1	The amount received from Ministry of Human Resources Development was accounted for on the basis of sanction/ receipt and was kept under the head Capital Fund .However this year the grants received for revenue expenditure have been directly taken under the head Income in the Income and expenditure Account.
	8.2	Out of the Capital Fund certain amount is transferred to Sponsored Research Industrial Consultancy Fund on the basis of approved Projects.
	8.3	The excess of expenditure over income is met out of Capital Fund.
	8.4	The institute has followed the accrual system of accounting, hence it is not possible to work out the un-utilized grant of the current year and due to the reason stated schedule no.3C i.e. Un-utilized grant from UGC, Govt. of India and state Govt. and schedule no. 10 i.e , The Grant/subsidies has not been prepared. As per system followed the capital grant is considered as part of Corpus/Capital Fund and the deficit / surplus on account of revenue is routed through this fund only .
	Earmarked / Endowment fund	Unutilized grants are carried forward & exhibited as a liability in the Balance Sheet in case of Sponsored Research Industrial Consultancy fund and other earmarked funds. The assets created out of Earmarked funds where the ownership vests in the institution are merged with the assets of the Institution by crediting an equal amount to the Capital Fund
	8.5	The interest earned against various grants is considered part of the concerned grant.
9.	Foreign Currency Transactions:	
	9.1	Foreign Currency Transactions are accounted for at the rate of exchange prevailing on the dates of such transactions generally.
	9.2	Foreign currency monetary items (liabilities and Assets) appearing in the Balance Sheet are converted using the rates of exchange on the date of actual transaction.
10.	Stale Cheques:	Cheques issued by the institute but not presented to the Bank upto 3 months from the date of the cheque, are treated as stale cheques and transferred to current liabilities under the head Stale Cheques . Fresh cheques issued thereafter, are debited to stale cheques Account. If fresh cheques are not claimed even after 3 years from the original date of the cheque, the amount involved is credited to Miscellaneous income by debit to stale cheques account.
11.	Liabilities/Provisions No Longer Required	Liabilities/Provisions outstanding which are no longer required as on the date of Balance Sheet are written back. Claims against such provisions, if any, arising thereafter, are charged off in the

		year of claim.
12.	Income Tax	The Institute is exempt from Income Tax under Section 10 (23C) (iii) (ab) of Income Tax Act 1961. In view of the same the provision for Income Tax has not been made in accounts

B	Contingent Liabilities	Sr. No	Particular	CY	PY
		i)	Claims against the entities not acknowledged as debts	Nil	Nil
		ii)	In respect of : Bank Guarantees given by/on behalf of the entity Bill discounted with Banks Letter of Credit Opened by bank on behalf of the entity	Nil Nil	Nil Nil
		iii)	Disputed demand in respect of : Income Tax Municipal Taxes Sales tax	Nil Nil Nil	Nil Nil Nil
		iv)	In respect of Claims from parties for non execution of orders but contested by the entity	Nil	Nil
	CAPITAL COMMITMENTS		Estimated value of contracts remaining to be executed on capital account and not provided for (net of advances)	Rs. 293.95 Crore	Rs. 247.11 Crore
	LEASING OBLIGATIONS		Future obligations for rental under finance lease agreement for plant and machinery	Rs. Nil	Rs. Nil


C NOTES TO ACCOUNTS				
1	CURRENT ASSETS, LOANS AND ADVANCES	In the opinion of the management the current assets, loans and advances of the Institute have a realizable value in the ordinary course , at least to the extent shown in the Accounts Subject to the above notes and the provisions for liabilities are adequate.		
2	Fixed assets in respect of SIRC Funds	The fixed assets purchased against above grants, the corresponding amounts have been credited to Capital fund and the depreciation has been provided at the rates and in the manner as applicable to other assets.		
3.i		Previous year's figures are re-grouped and rearranged wherever required.		
3.ii		There are no Non plan receipts or payment during the year hence the same may be considered as Nil.		
3.iii		Schedules 1 to 20 form an integral part of the accounts and have been duly authenticated.		
3.iv		Balance of Debtors/Creditors/ Security deposits are subject to confirmation from the respective parties. The figures have been rounded off to the nearest rupee.		
4	FOREIGN CURRENCY TRANSACTIONS	Value of Imports calculated on CIF basis	Current year	Previous year
		- Laboratory Equipments	633.22 Lacs	1071Lacs
		- Stores, Spares and Consumables	67.47 Lacs	7 lacs
		- E-Books/Journals	294.54 lacs	424 Lacs

	Expenditure in foreign Currency	- Travel	76.28 lacs	21 Lacs
		- Remittances and Interest payment to Financial Institutions / Banks in Foreign Currency	0.00	0.00
		-Other Expenditure Commission on Sales Legal and Professional Expenses Misc. Expenses	8.19 Lacs	0.00
	Earnings	Value of Exports on FOB basis	0.00	0.00
5.	Remuneration to auditors	As Auditors		
		-Taxation matters	----	----
		-For Management services	----	----
		-For certification	0.50 lacs	2.25 Lacs
		Others	0.00	0.00



(S.K.SONTI)
FCA.DISA(ICAI)
Internal Auditor


(C.L.SHARMA)
A.R. (Audit & Accounts)


(J.R. SHRAMA)
Finance & Accounts Officer


(Dr. V. S. CHAUHAN)
Dean (F&A) I/C


(Prof T.A. GONSALVES)
Director


Chairman,
Board of Governors

